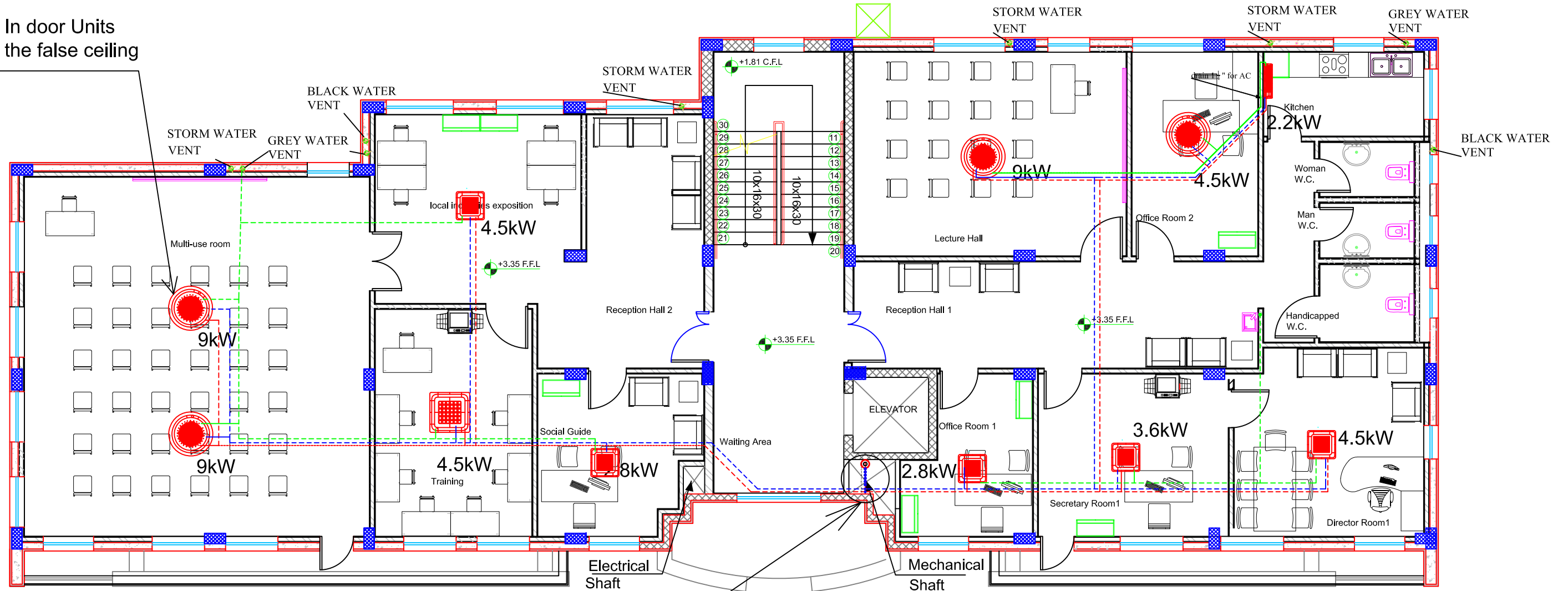




All In door Units
at the false ceiling



LIST OF Refrigerant Pipes :-

8	Ø1" LIQUID REFREGERANT
9	Ø1" GAS REFREGERANT

<div>Date: 2/04/2018</div> <div>Drawing Scale: 1/100</div> <div>Drawing No. M19</div>	<div>PALESTINE POLYTECHNIC UNIVERSITY</div> <div>College of Engineering</div> <div>Department of Mechanical Engineering</div> <div>H.V.A.C. Engineering</div>	<div></div>	<div>Designed AND DRAWN By: Mutaz Dweik</div> <div>Supervisor: Dr. KAZEM OSAILY</div>	<div>Project Name: Mechanical Systems for Headquarters Charities building in Hebron</div>	<div>Drawing Title: FIRST FLOOR HVAC SYSRTEM LAYOUT</div>	<div>Notes: All dimensions are in MM Unless otherwise shown. All spot levels are in meters. Hollow blockwork. Reinforced concrete column/wall. Plain concrete walls.</div>	<div>955.00m SL +0.00m</div> <div></div>
---	---	---	---	---	---	--	---